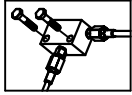
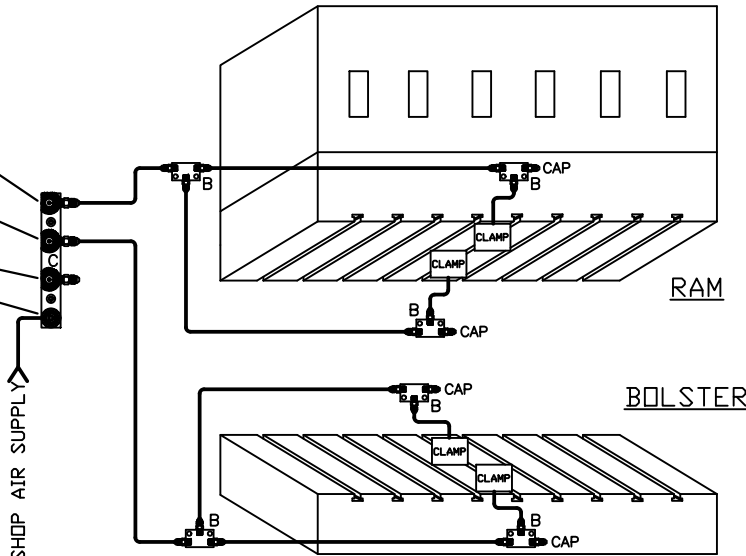
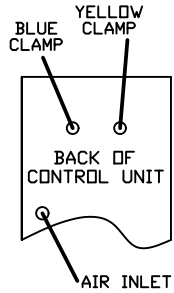


MOUNTING EXAMPLE



TO CONTROLLER BLUE CLAMP (ZONE 1)  
 TO CONTROLLER YELLOW CLAMP (ZONE 2)  
 WHITE - NOT USED  
 TO CONTROLLER AIR INLET



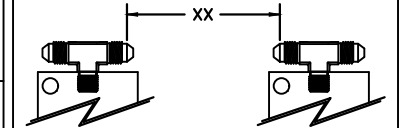
DI-2L2L-R INSTALLATION KIT

ILLUSTRATION	QTY	PFA-ACC P/N	DESCRIPTION	
B	6	HC14649	MANIFOLD, FULL ASSY	
	BOM (EACH)			
	1	HB10680	MANIFOLD CONNECTOR, STRAIGHT	
	3	FF00019	CONNECTOR, 3/8" MALE	
C	2	FA80200	1/4-20 HEX SCREW x 1 1/4" LONG	
	1	HL02711	MANIFOLD, FULL ASSY	
	BOM (EACH)			
	1	HB02710	MANIFOLD CONNECTOR, 1/8M x JIC	
	3	FF00011	CONNECTOR, 1/8M x 1/8M	
	3	FF00024	CONNECTOR, ODC MALE	
	1	FF01826	CONNECTOR, AIR OPLR	
	2	2214793	STICKER, BLUE	
	2	2214794	STICKER, WHITE	
	2	2214792	STICKER, YELLOW	
D	3	FF01835	CAP, 3/8" FLARE	
	E	2	FA30424	1/4-20 BUTT HD SCREW x 1 1/2" LONG
		8	FA06237	DOUBLE JIFFY CLIP (NOT SHOWN)
F	10	FA05768	JIFFY CLIP (NOT SHOWN)	
	18	FA30406	1/4-20 BTHD SCREW x 3/8" LONG (NOT SHOWN)	

ILLUSTRATION	QTY	PFA-ACC P/N	DESCRIPTION	
			CUSTOMER TO SUPPLY ALL NECESSARY HOSE LENGTHS, HOSES TO BE FABRICATED BY PFA XX = LENGTH IN INCHES	
	RMC-XX	1	14499-XX	XX =
	RMCR(1)-XX	1	14499-XX	XX =
	RMCL(1)-XX	1	14499-XX	XX =
	RCR(1)-XX	1	14499-XX	XX =
	RCL(1)-XX	1	14499-XX	XX =
	BMCR-XX	1	14499-XX	XX =
	BMCL(1)-XX	1	14499-XX	XX =
	BCR(1)-XX	1	14499-XX	XX =
	BCL(1)-XX	1	14499-XX	XX =

NOTE: WHEN SHIPPING BULK HOSE AND FITTINGS, SEND THE FOLLOWING QUANTITY OF ITEMS:  
 HOSE, PART #H014500, 75 FEET  
 FITTINGS, PART #FF14502, 24 PICES

HOW TO MEASURE HOSE LENGTHS:

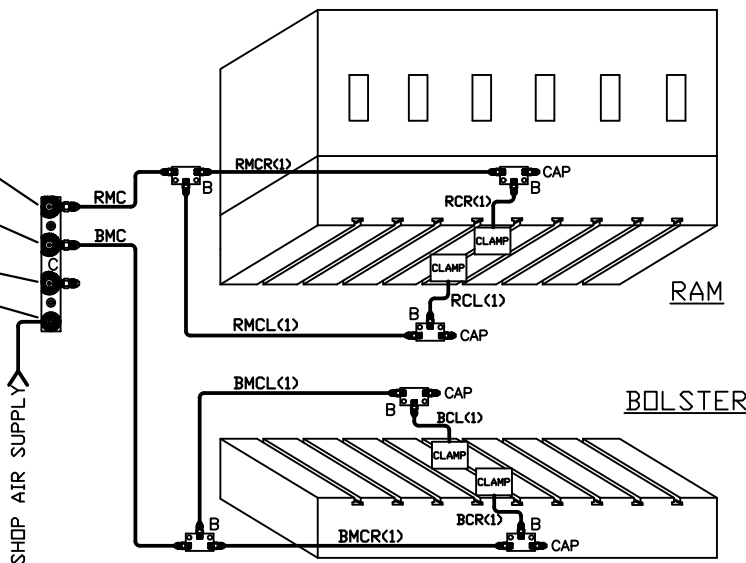


NOTE: KIT SHIPPED W/O HOSES, CUSTOMER TO MEASURE REQUIRED HOSE LENGTH AFTER INSTALLATION OF VALVES AND MANIFOLDS. FAX TO PFA WITH LENGTHS FILLED-IN FOR PROMPT MANUFACTURE OF HOSES.  
**IMPORTANT!** LEAVE ROOM FOR PRESS AND CLAMP MOVEMENT!

RAM MAIN CLAMP (RMC)

TO CONTROLLER BLUE CLAMP (ZONE 1)  
 TO CONTROLLER YELLOW CLAMP (ZONE 2)  
 WHITE - NOT USED  
 TO CONTROLLER AIR INLET

BOLSTER MAIN CLAMP (BMC)



DI-2L2L-R

PFA-ACC HOSE, 1/4-20 BULK HOSE, 75 FT	HEN 6-17-09	PFA, INC. 1118 V18251 BUNSEN DRIVE, GERMANTOWN, VI 23062 262-250-4410, 262-250-4409 (fax), pfa-inc.com
	SCALE N.T.S.	INSTALLATION KIT
	SHEET 1 of 1	DRAWING NUMBER DI-2L2L-R