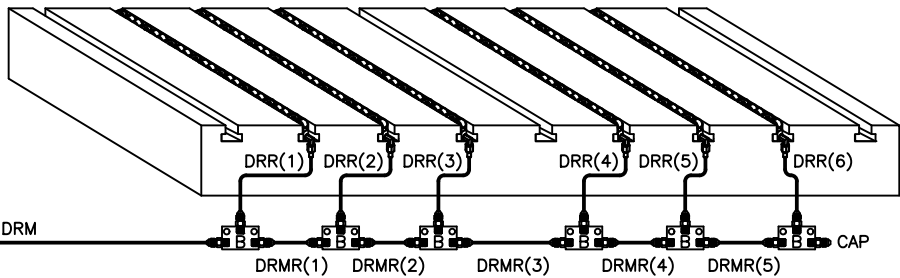
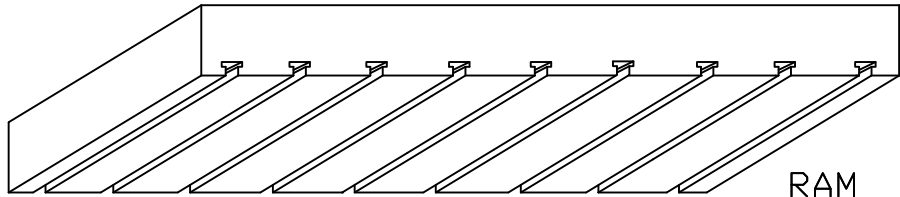
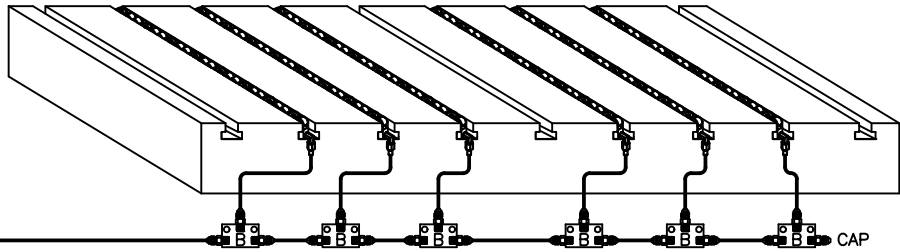
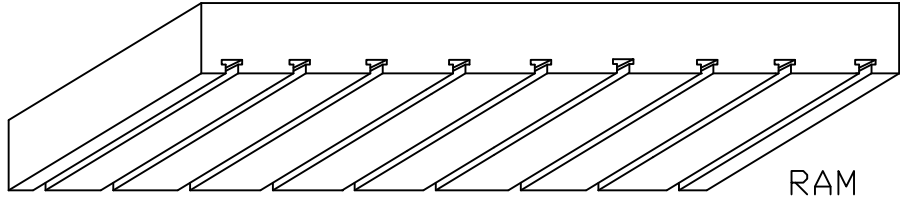
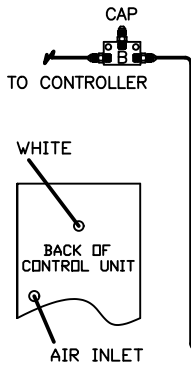
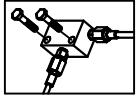


Mounting Example



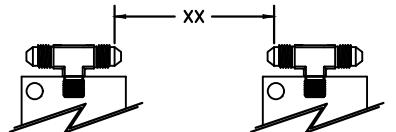
DI-6DL-6 SLOT INSTALLATION KIT

ILLUSTRATION	QTY	PFA-ACC P/N	DESCRIPTION
B	7	HC14649	MANIFOLD, FULL ASSY
	BOM (EACH)		
	1	HB10680 FF00019 FD1835	MANIFOLD CONNECTOR, STRAIGHT CAP, 37 FLARE
	2	FAB0200	1/4-20 HEX SCREW x 1 1/4" LONG
E	24	FA05768	JEFFY CLIP (NOT SHOWN)
F	24	FA30406	1/4-20 BTHD SCREW x 3/8" LONG (NOT SHOWN)

ILLUSTRATION	QTY	PFA-ACC P/N	DESCRIPTION
			NOTE: HOSE AND LOOSE FITTINGS SHIPPED IN BULK, HOSE ASSEMBLY/FABRICATION BY CUSTOMER AT THEIR FACILITY XX = LENGTH IN INCHES
DRM-XX	1	14499-XX	XX =
DRMR(1)-XX	1	14499-XX	XX =
DRMR(2)-XX	1	14499-XX	XX =
DRMR(3)-XX	1	14499-XX	XX =
DRMR(4)-XX	1	14499-XX	XX =
DRMR(5)-XX	1	14499-XX	XX =
DRR(1)-XX	1	14499-XX	XX =
DRR(2)-XX	1	14499-XX	XX =
DRR(3)-XX	1	14499-XX	XX =
DRR(4)-XX	1	14499-XX	XX =
DRR(5)-XX	1	14499-XX	XX =
DRR(6)-XX	1	14499-XX	XX =

NOTE: WHEN SHIPPING BULK HOSE AND FITTINGS, SEND THE FOLLOWING QUANTITY OF ITEMS:
HOSE, PART #HO14500, 75 FEET
FITTINGS, PART #FF14502, 28 PIECES

HOW TO MEASURE HOSE LENGTHS:



IMPORTANT: LEAVE ROOM FOR PRESS AND CLAMP MOVEMENT!

DI-6DL-6 SLOT

		PFA, INC. N18 W18251 BUNSEN DRIVE, GERMANTOWN, VI. 53022 262-250-4410, 262-250-4409 (Fax), www.pfa-inc.com
HEM 7-17-17		
SCALE	N.T.S.	INSTALLATION KIT
SHEET	1 of 1	DRAWING NUMBER DI-6DL-6 SLOT